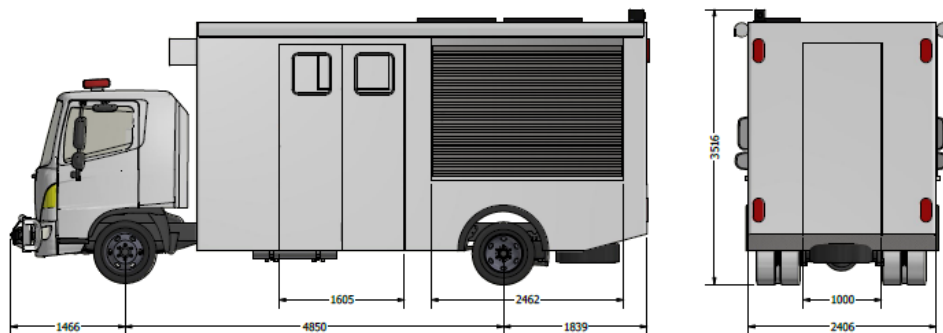
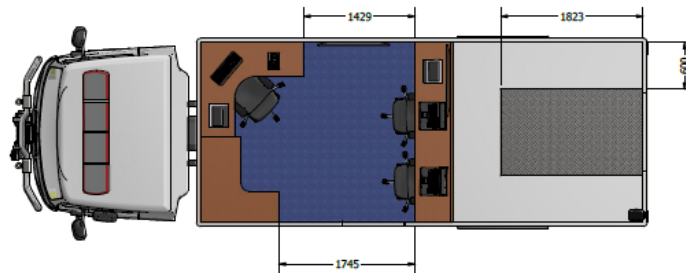
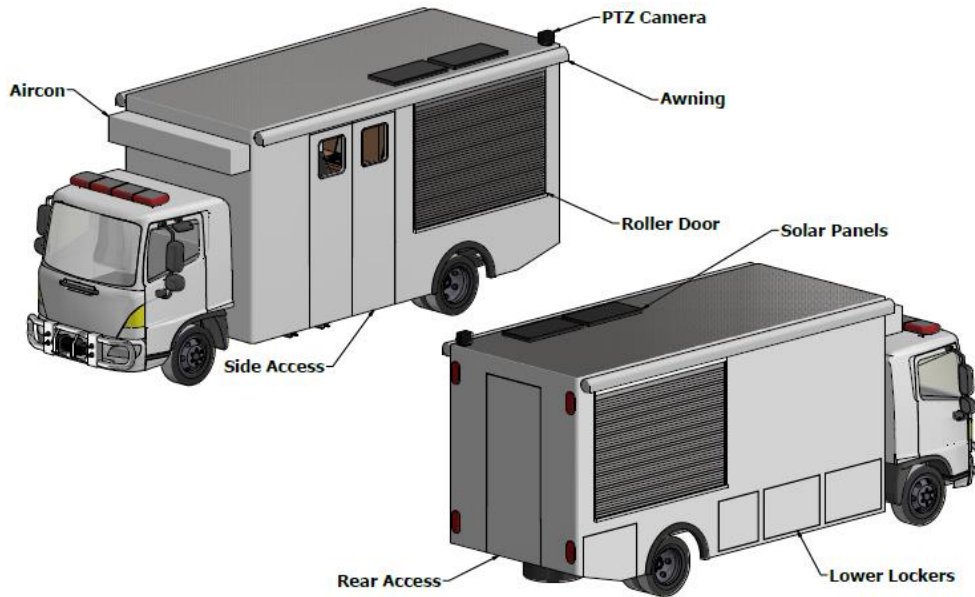


WALK-IN INCIDENT COMMAND/ HAZMAT VEHICLE



Chassis:

- Hino/Mercedes Benz/MAN/Isuzu

Superstructure:

- All aluminium extruded body
- Polypropylene interior panels
- Interior walk-in area with rear access and side entry doors
- Superstructure divided into IC area and hazmat storage area
- Internal & external compartments for Hazmat storage
- Fully equipment command area
- Fully equipped kitchenette
- Co-ordinating area

Extras:

- Electric awnings
- Chrome bull bar
- Electric winch
- Magnetic white boards
- Weather station
- Silent running generator
- Solar panels
- Roof mounted air conditioner
- Access ladder for roof top access
- Pan/tilt PTZ camera
- Reverse camera
- SCBA compressor
- Sky dome
- Many options to choose from

Electrical:

- LED lighting throughout
- Shore line power
- Electric rewind power reels
- Invertor
- Teklite mast lighting system
- Gel batteries
- Battery sense system
- Scene lights all round
- Flashers
- Electronic siren
- LED light bar
- Warning lights
- Gizwag system

Equipment:

- Equipment supplied in accordance with client requirements

Training:

- Comprehensive and accredited Incident Command training offered